



Makhanlal Chaturvedi National University of Journalism &
Communication, Bhopal,
Infront of M.P. State Shooting Academy, Bishankhedi,
Bhopal, Madhya Pradesh – 462044, Bharath

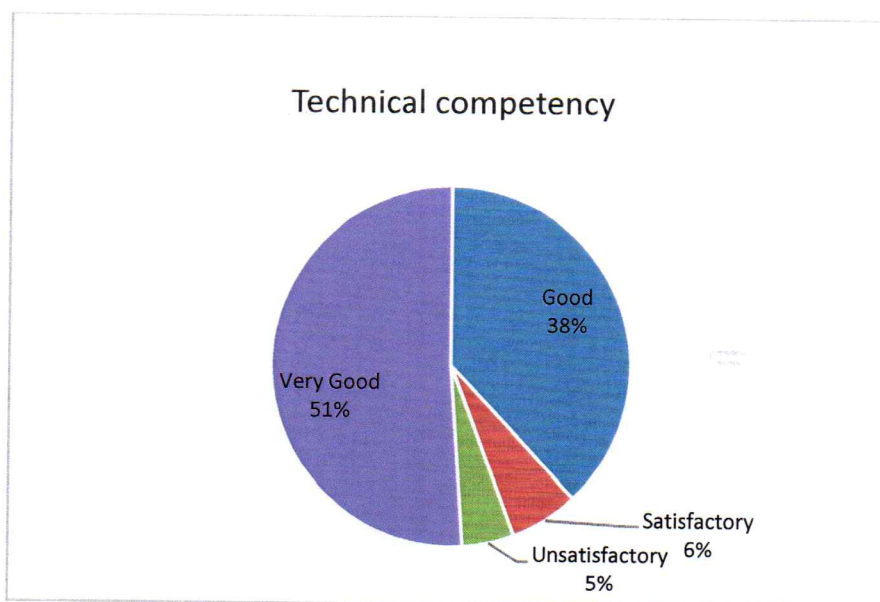
Alumni Feedback Form Report 2022-2023

Feedback has been collected confidentially and analysed by categorizing questions in following pointers. Analysis is done on 129 row of alumni feedback dataset.

- Technical competency
- Leadership & professional ethics
- Relevancy course taught with Your Job
- Quality of Academic Resources Namely Teacher, Course Material etc
- Innovative idea generation
- Curriculum was comprehensive, relevant and structured properly
- Curriculum was effective in enhancing analytical and problem solving skills
- Encouragement to students for participation in various Co Curricular & Extra-Curricular Activities
- Teaching-Learning approach was interactive, supportive and digital teaching aids are used.
- Institute faculty/mentor was helpful in all academic needs
- Faculties were responsive to students learning difficulties
- Interaction of Alumni Cell
- Suggestions

1. Technical competency

	No. of Response	Percentage
	Technical competency	
Good	49	37.98%
Satisfactory	8	6.20%
Unsatisfactory	6	4.65%
Very Good	66	51.16%

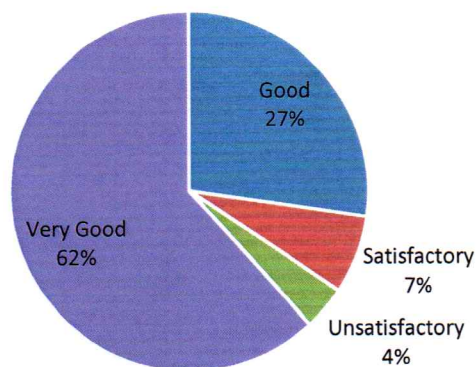


It is evidence from the analysis of responses that more than half alumni agree that Technical competency is very good in the curriculum. Majority of the responses are in very good, good and satisfactory level respectively. Minority of students rated with unsatisfactory response.

2. Leadership & professional ethics

	No. of Response	Percentage
	Leadership & professional ethics	
Good	35	27.13%
Satisfactory	9	6.98%
Unsatisfactory	5	3.88%
Very Good	79	61.24%

Leadership & professional ethics

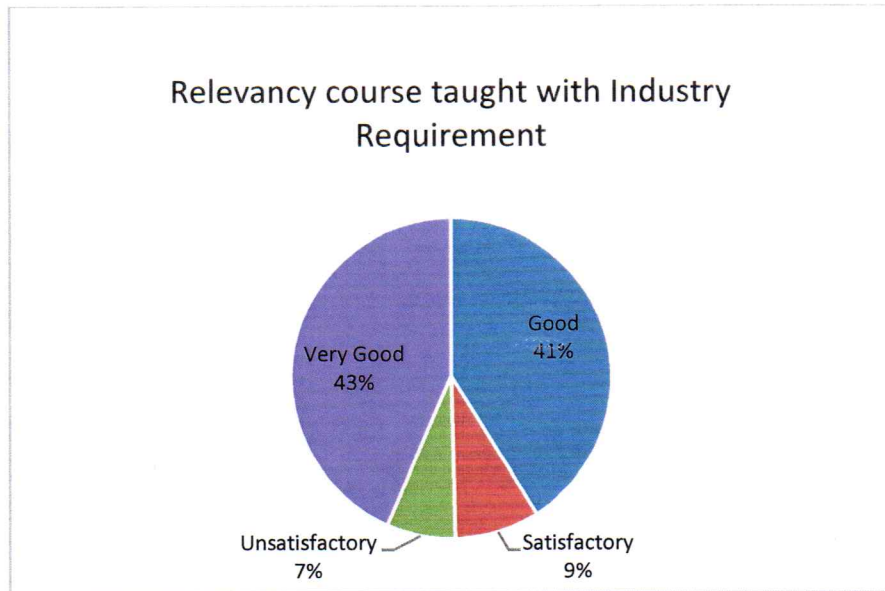


It is evidence from the analysis of responses that more than 60% alumni agree that Leadership & professional ethics learning is very good in the curriculum. Majority of the responses are in very good, good and satisfactory level respectively. Only 4 % of students rated with unsatisfactory response.

3. Relevancy course taught with Industry Requirement

	No. of Response	Percentage
Relevancy course taught with Industry Requirement		
Good	53	41.09%
Satisfactory	11	8.53%
Unsatisfactory	9	6.98%
Very Good	56	43.41%

Relevancy course taught with Industry Requirement



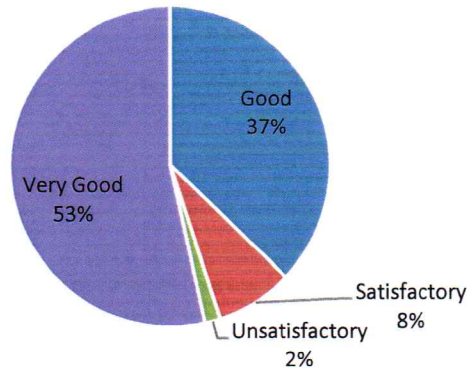
It is evidence from the analysis of responses majority of alumni agree that Applicability/ Relevancy course taught with Industry Requirement is very good, good and satisfactory in the curriculum. Minority of students rated with unsatisfactory response.

4. Quality of Academic Resources

A. Teacher

	No. of Response	Percentage
Quality of Academic Resources A. Teacher		
Good	48	37.21%
Satisfactory	10	7.75%
Unsatisfactory	2	1.55%
Very Good	69	53.49%

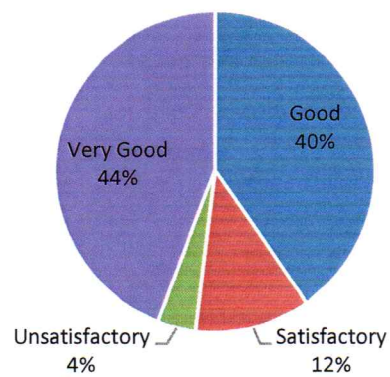
No. of Response
Quality of Academic Resources
A. Teacher



B. Course Material

	No. of Response	Percentage
Quality of Academic Resources B. Course Material		
Good	52	40.31%
Satisfactory	15	11.63%
Unsatisfactory	5	3.88%
Very Good	57	44.19%

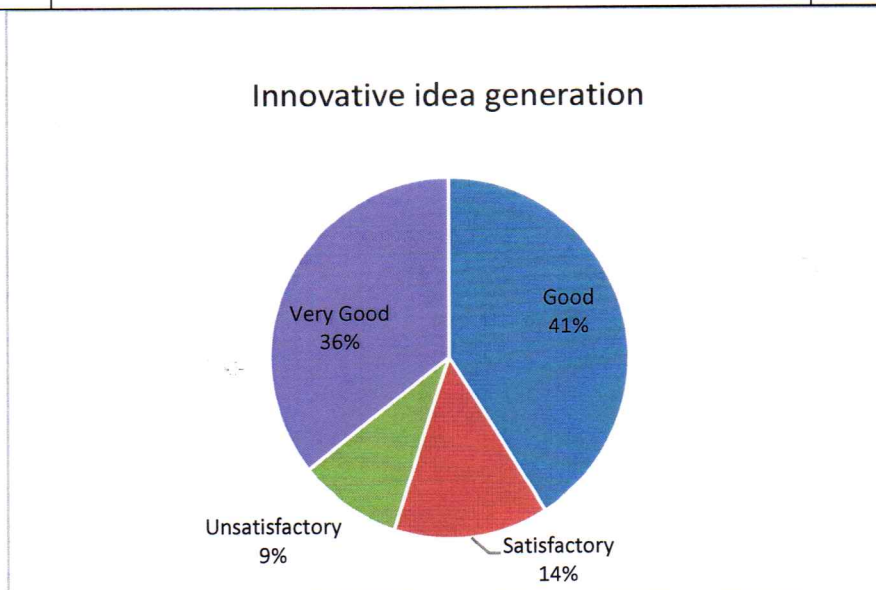
Quality of Academic Resources
B. Course Material



It is evidence from the analysis of responses majority of alumni agree that Quality of Academic Resources in terms of teacher and academic resources are very good, good and satisfactory respectively in the curriculum. Minority of students rated with unsatisfactory response.

5. Innovative idea generation

	No. of Response	Percentage
	Innovative idea generation	
Good	53	41.09%
Satisfactory	18	13.95%
Unsatisfactory	12	9.30%
Very Good	46	35.66%



It is observed from the analysis of responses majority of alumni agree that Innovative idea generation component in curricula is good, very good, and satisfactory respectively. Minority of students rated with unsatisfactory response.

6. Curriculum was comprehensive, relevant and structured properly

	No. of Response	Percentage
	Curriculum was comprehensive, relevant and structured properly.	
Good	49	37.98%
Satisfactory	19	14.73%
Unsatisfactory	4	3.10%
Very Good	57	44.19%

Curriculum was comprehensive, relevant and structured properly.

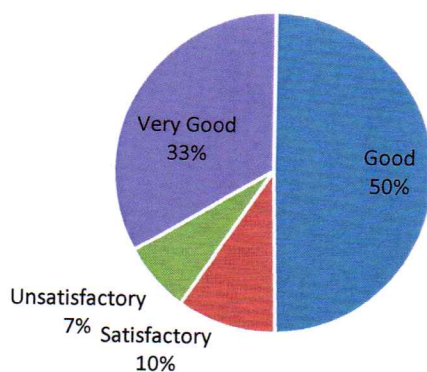


It is observed from the analysis of feedback response majority of alumni rated, Curriculum was comprehensive, relevant and structured properly in very good, good and satisfactory respectively. Minority of students rated with unsatisfactory response.

7. Curriculum was effective in enhancing analytical and problem solving skills

	No. of Response	Percentage
	Curriculum was effective in enhancing analytical and problem solving skills.	
Good	64	49.61%
Satisfactory	13	10.08%
Unsatisfactory	9	6.98%
Very Good	43	33.33%

Curriculum was effective in enhancing analytical and problem solving skills..

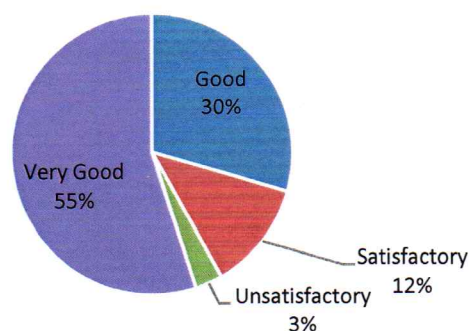


It is evidence from the analysis of responses majority of alumni agree that curriculum is very good, good and satisfactory respectively in enhancing analytical and problem solving skills. Minority of students rated with unsatisfactory response.

8. Encouragement to students for participation in various Co-Curricular & Extra-Curricular Activities

	No. of Response	Percentage
	Encouragement to students for participation in various Co-Curricular & Extra-Curricular Activities	
Good	38	29.46%
Satisfactory	16	12.40%
Unsatisfactory	4	3.10%
Very Good	71	55.04%

Encouragement to students for participation in various Co-Curricular & Extra-Curricular Activities

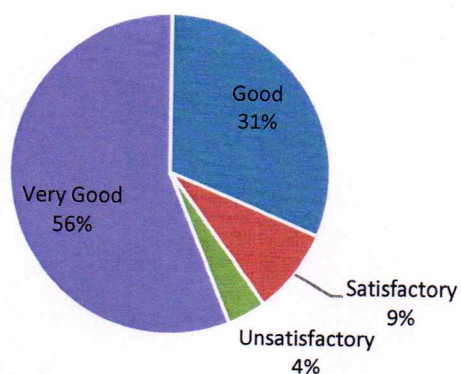


It is evidence from the analysis of responses more than 50% of alumni rated very good in Encouragement to students for participation in various Co-Curricular & Extra-Curricular Activities. Others rated in good and satisfactory. Only 3% rate it unsatisfactory.

9. Teaching-Learning approach was
A. Interactive & supportive

	No. of Response	Percentage
Teaching-Learning approach was A. Interactive & supportive		
Good	40	31.01%
Satisfactory	11	8.53%
Unsatisfactory	5	3.88%
Very Good	72	55.81%

Teaching-Learning approach was
A. Interactive & supportive



B. Digital teaching aids are used.

	No. of Response	Percentage
	Teaching-Learning approach was B. Digital teaching aids are used.	
Good	59	45.74%
Satisfactory	24	18.60%
Unsatisfactory	10	7.75%
Very Good	36	27.91%

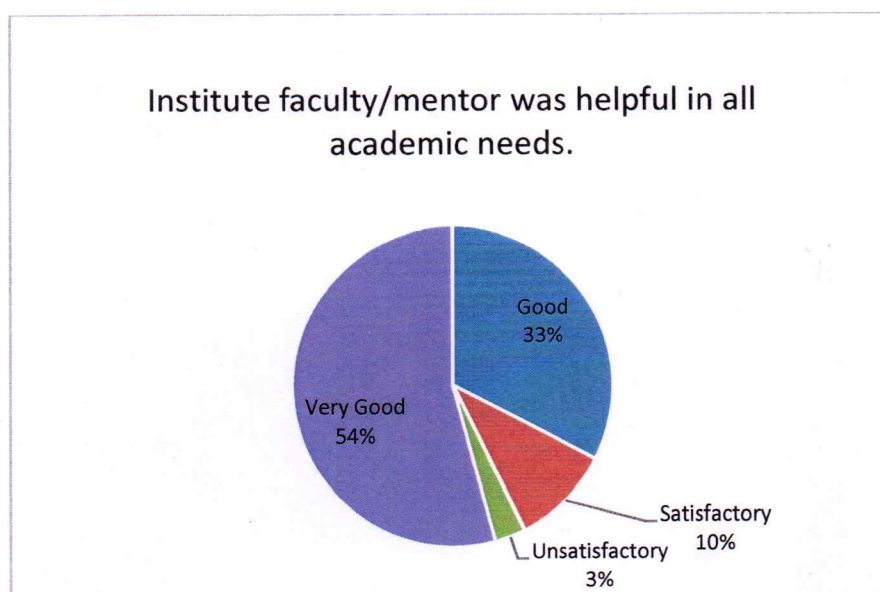
Teaching-Learning approach was
B. Digital teaching aids are used.



It is evidence from the analysis of responses on Teaching-Learning approach majority of alumni rate it interactive , supportive and digital teaching aids are applied in very good, good and satisfactory . Minority of alumni rated with unsatisfactory response.

10. Institute faculty/mentor was helpful in all academic needs

	No. of Response	Percentage
	Institute faculty/mentor was helpful in all academic needs.	
Good	42	32.56%
Satisfactory	13	10.08%
Unsatisfactory	4	3.10%
Very Good	70	54.26%

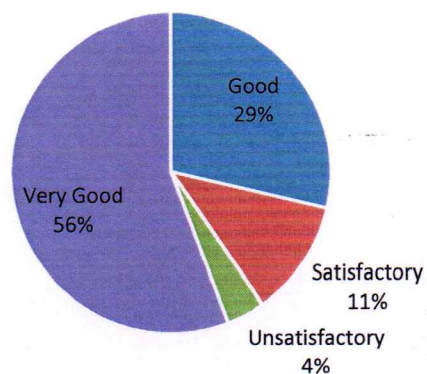


It is evidence from the analysis of responses on Institute faculty/mentor was helpful in all academic needs majority of alumni rate it very good. Good and satisfactory is the rating next to it. Only 3 % of alumni rated with unsatisfactory response.

11. Faculties were responsive to students learning difficulties

	No. of Response	Percentage
	Faculties were responsive to students learning difficulties.	
Good	37	28.68%
Satisfactory	15	11.63%
Unsatisfactory	5	3.88%
Very Good	72	55.81%

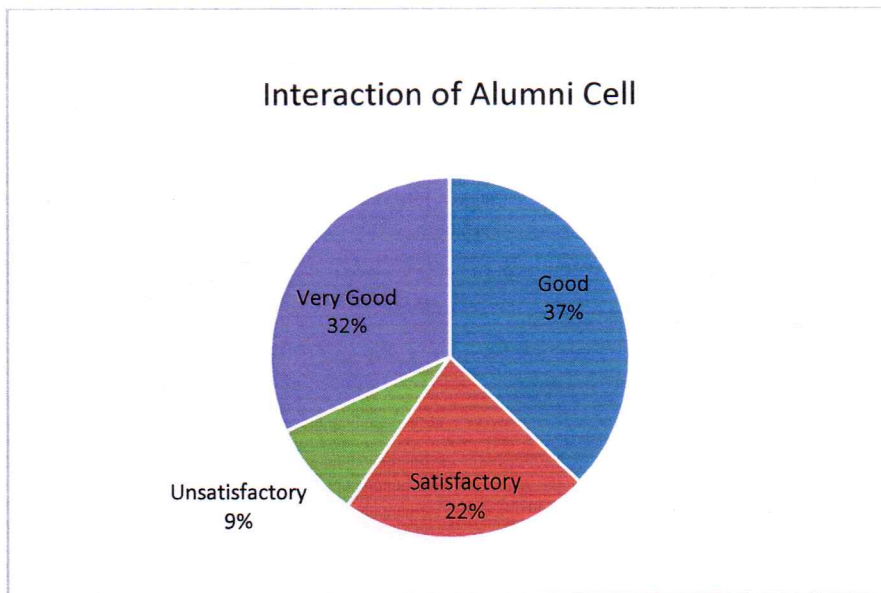
Faculties were responsive to students learning difficulties.



It is evidence from the analysis of responses on Faculties were responsive to students learning difficulties majority of alumni rate it very good. Good and satisfactory is the rating next to it. Very few rated with unsatisfactory response.

12. Interaction of Alumni Cell

	No. of Response	Percentage
	Interaction of Alumni Cell	
Good	48	37.21%
Satisfactory	29	22.48%
Unsatisfactory	11	8.53%
Very Good	41	31.78%



It is evidence from the analysis of responses on Faculties Interaction of Alumni Cell Majority of alumni rate it very good. Good and satisfactory. Minority rated with unsatisfactory response.

13. Suggestions

Recommendation: from suggestions

Alumni cell should be more active, and have frequent alumni meet.


Internship and communication skills part should increase.

Recommendations are forwarded to academic section for further processing.



 Dr (Prof) Pavitra Shrivastava
 Mentor


 Dr Sunita Dwivedi
 Chairperson


 Dr Babita Agrawal
 Member


 Manoj Dhurvey
 Member


 Dr Garima Patel
 Member


 Registrar
 Makhanlal Chaturvedi National
 University of Journalism and Communication
 Bhopal (M.P.)